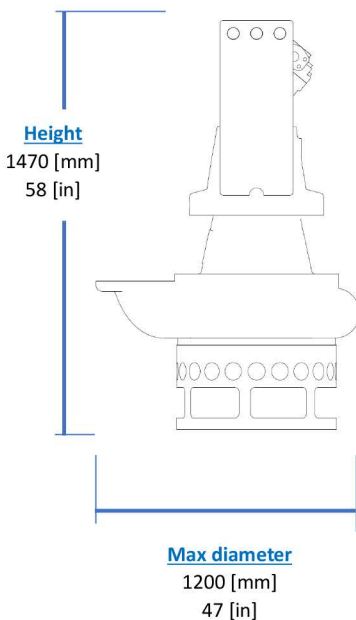
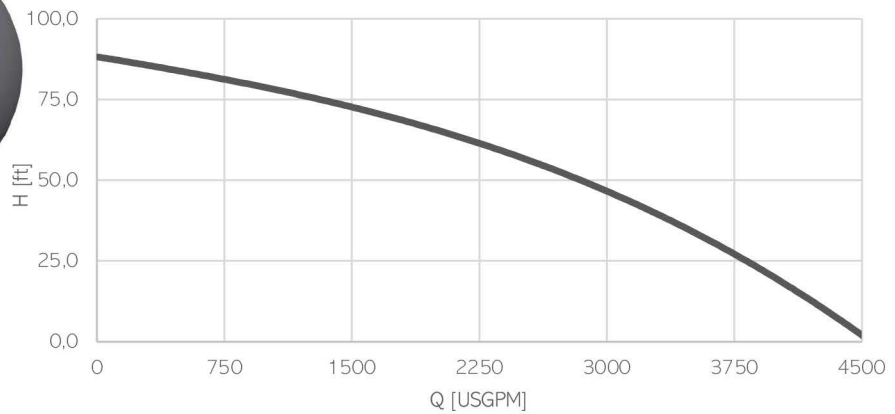
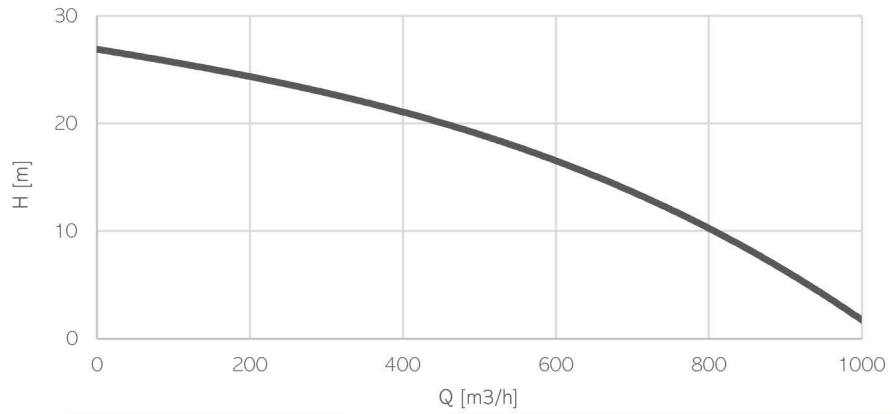


# HYDRAULIC PUMP HY85HC



**KG**  
**Weight**  
1030 [kg]  
2270 [lb]

### Ports

- Service line Ports: SAE J518 1 1/4in
- Case drain Port: DIN3852 M18x1,5

### Operating Conditions

- Max liquid temperature 40°C
- Min Submersion depth 550mm

Model	HY85HC
Brake Power [kW   HP]	65   87
Efficiency [%]	43
RPM Max	1180
Motor Displacement [cc]	107
Oil flow rate max [l/min]	130
Nominal pressure [bar]	300
Max pressure [bar]	350
Solid handling [mm   in]	90   3.5
Discharge [DN   PN]	250   PN10

### Materials

Part	Standard
Casing	Cast Iron EN-GJS500
Body	Cast Iron EN-GIL250
Wear Parts	High chrome EN-GJN-HV600 (CH6)
Minimum hardness [HB]	550
Main shaft	High tensile 39NiCrMo3
PH Range	5-10

### Seals and lubricants

Version	HY85HC	MG	MS
Motor Side	LIPS	MECHANICAL	MECHANICAL
Impeller Side	LIPS	LIPS	MECHANICAL
Oil type	EP320	ISO32	ISO32