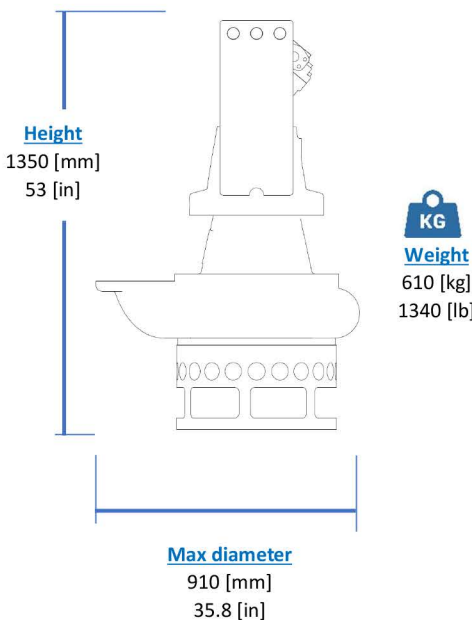
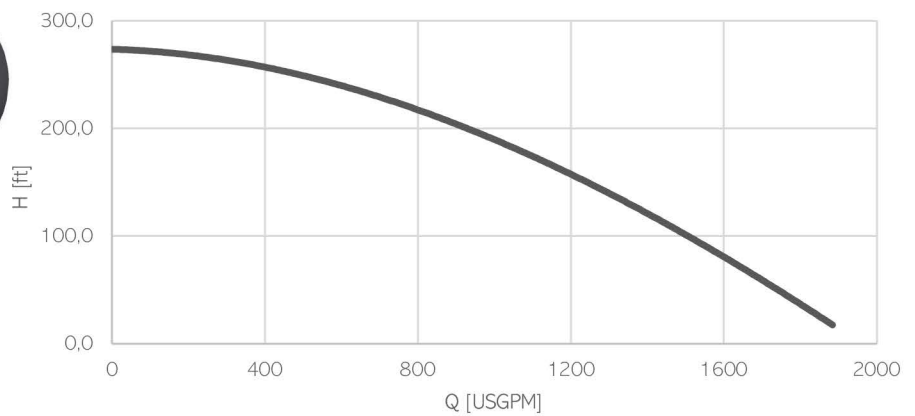
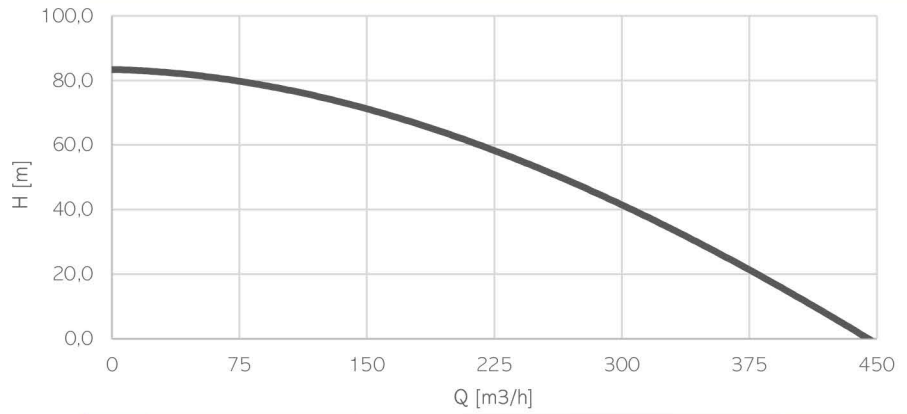


HYDRAULIC PUMP

HY50/108



Ports

- Service line Ports: SAE J518 1/4in
- Case drain Port: DIN3852 M18x1,5

Operating Conditions

- Max liquid temperature 40°C
- Min Submersion depth 440mm

Model	HY50/108
Brake Power [kW HP]	80 110
Efficiency [%]	53
RPM Max	1450
Motor Displacement [cc]	107
Oil flow rate max [l/min]	160
Nominal pressure [bar]	300
Max pressure [bar]	350
Solid handling [mm in]	35 1.4
Discharge [DN PN]	100 PN10

Materials

Part	Standard
Casing	Cast Iron EN-GJS500
Body	Cast Iron EN-GIL250
Wear Parts	High chrome EN-GJN-HV600 (CH6)
Minimum hardness [HB]	550
Main shaft	High tensile 39NiCrMo3
PH Range	5-10

Seals and lubricants

Version	HY50/108	MG	MS
Motor Side	LIPS	MECHANICAL	MECHANICAL
Impeller Side	LIPS	LIPS	MECHANICAL
Oil type	EP320	ISO32	ISO32