



CORNELL PUMP COMPANY MX SERIES



EFFICIENT BY DESIGN



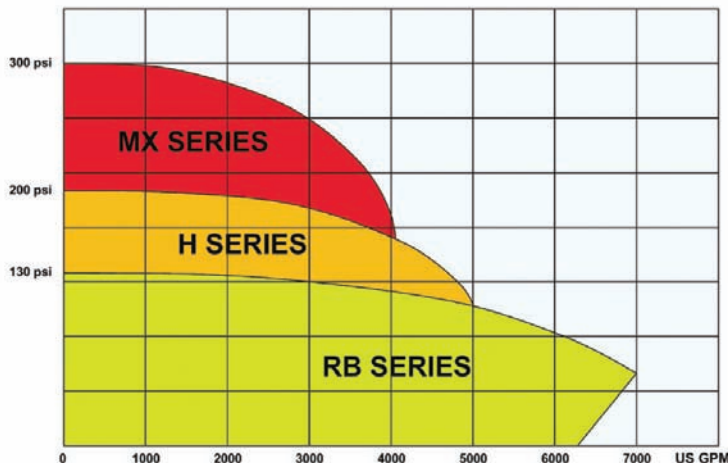
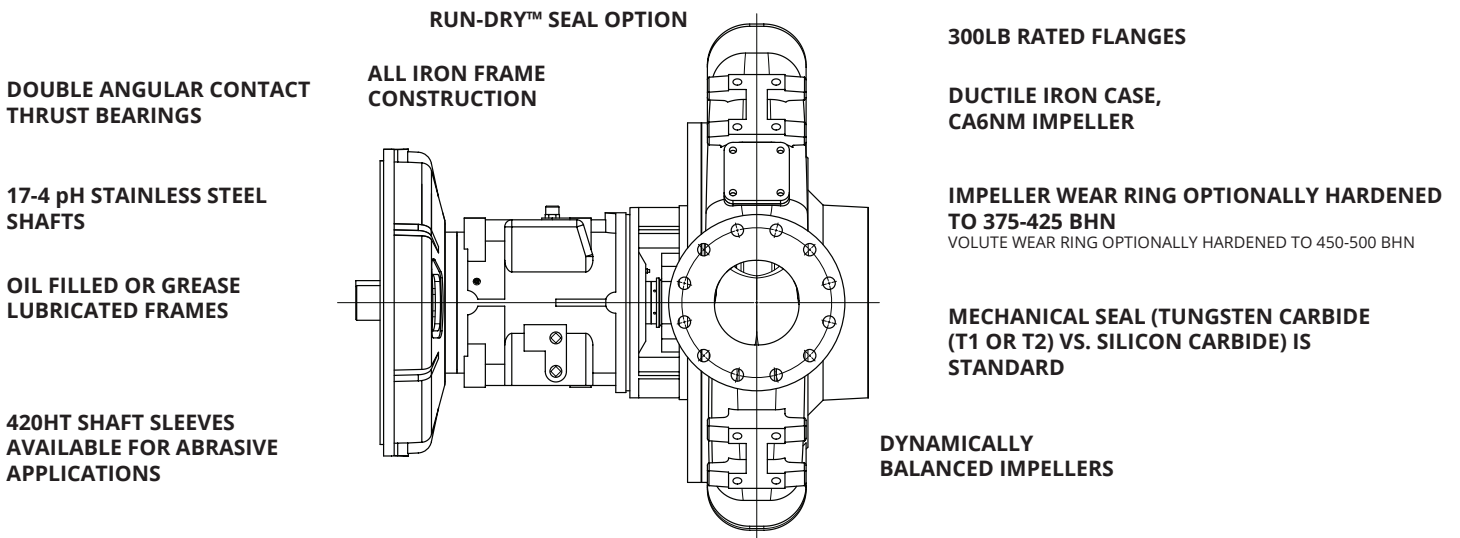
MX SERIES PUMPS

HIGH PRESSURE PUMPS



THE NEW HIGH HEAD PUMPS HAVE THREE AND FOUR VANE ENCLOSED IMPELLERS DESIGNED TO HANDLE SOLIDS UP TO 2" AND HAVE EXCELLENT EFFICIENCIES - UP TO 75%.

- HIGH OPERATING PRESSURES
- HIGH FLOW REQUIREMENTS
- HIGH EFFICIENCY
- DEPENDABLE, HIGH QUALITY CONSTRUCTION - CA6NM IMPELLER IS STANDARD
- AVAILABLE IN HORIZONTAL FRAME & SAE MOUNT CONFIGURATIONS



MX SERIES PUMPS

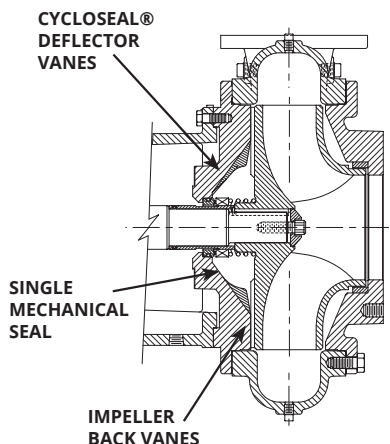
UP TO 800 FEET HEAD AND 8000 GPM
3", 4", 6" & 8" MODELS AVAILABLE

ENCLOSED IMPELLERS

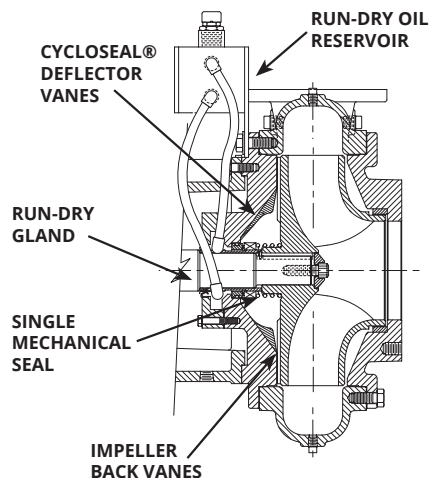


The new high head pumps have 3 or 4 vane enclosed impellers designed to handle solids up to 2.38" and have excellent efficiencies - up to 75%.

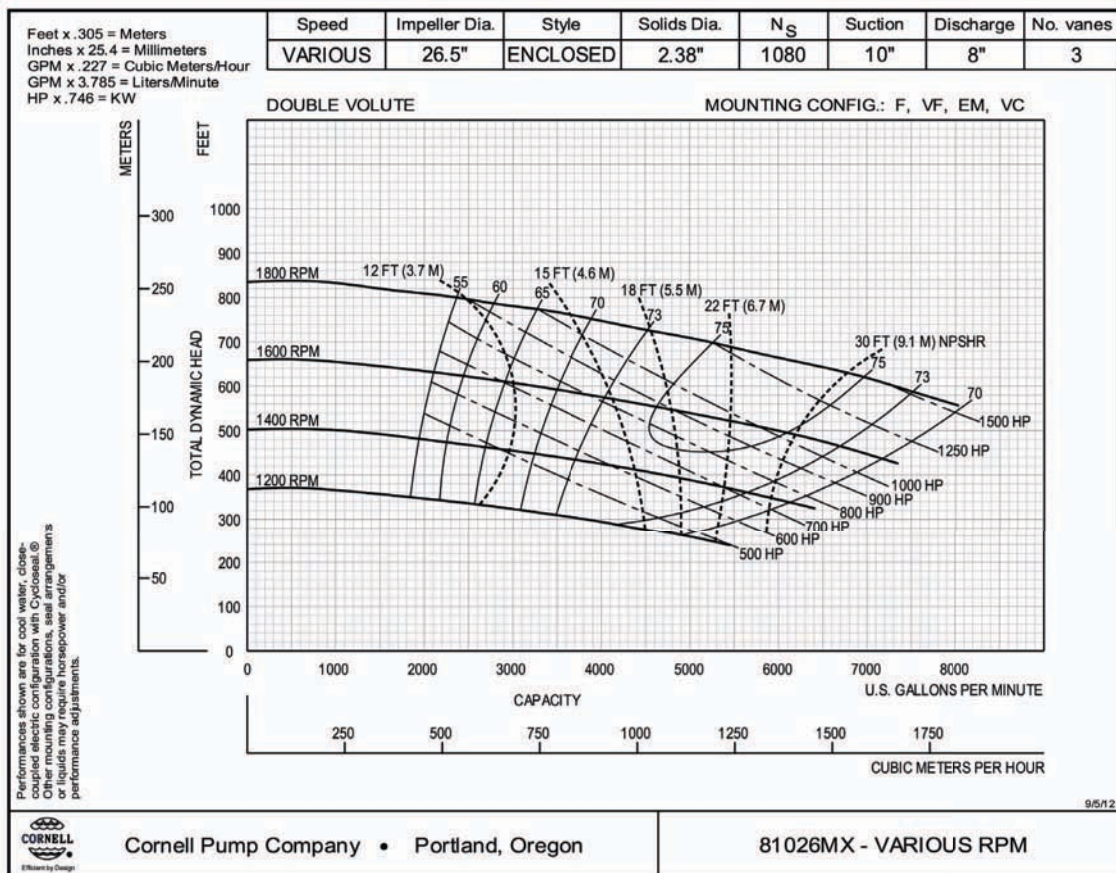
CYCLOSEAL®



RUN-DRY® OPTION



81026MX



NEW PAGE

CURVES

81026MXVA



Cornell Pump Company • Portland, Oregon

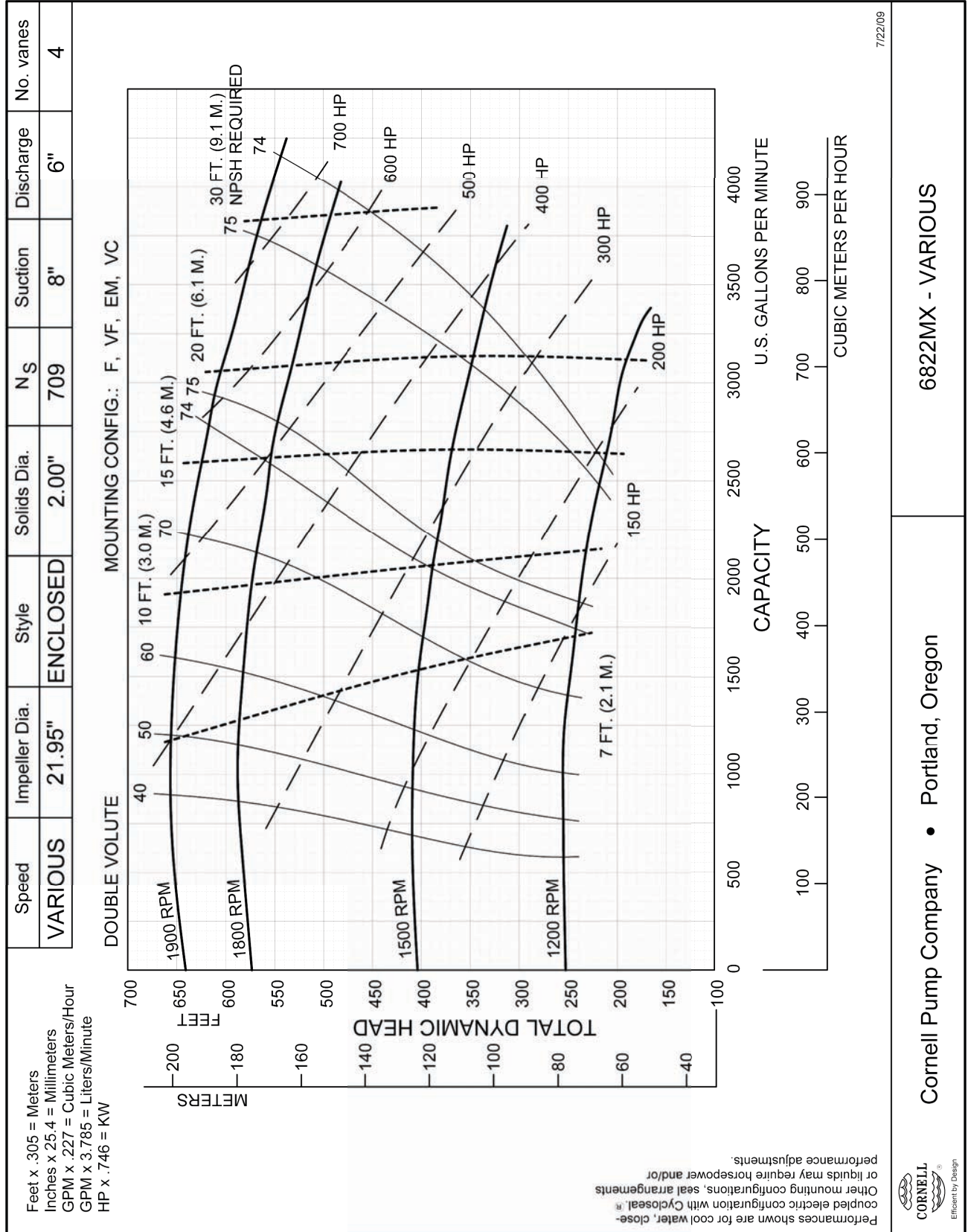
81026MX - VARIOUS RPM

MX SERIES PUMPS

6822MX

NEW PAGE

6822MXVA



Feet x .305 = Meters

Inches x 25.4 = Millimeters

GPM x .227 = Cubic Meters/Hour

GPM x 3.785 = Liters/Minute

HP x .746 = KW

Performances shown are for cool water, close coupled electric configuration with Cyclo seal. Other mounting configurations, seal arrangements or liquids may require horsepower and/or performance adjustments.

7/22/09

Cornell Pump Company • Portland, Oregon

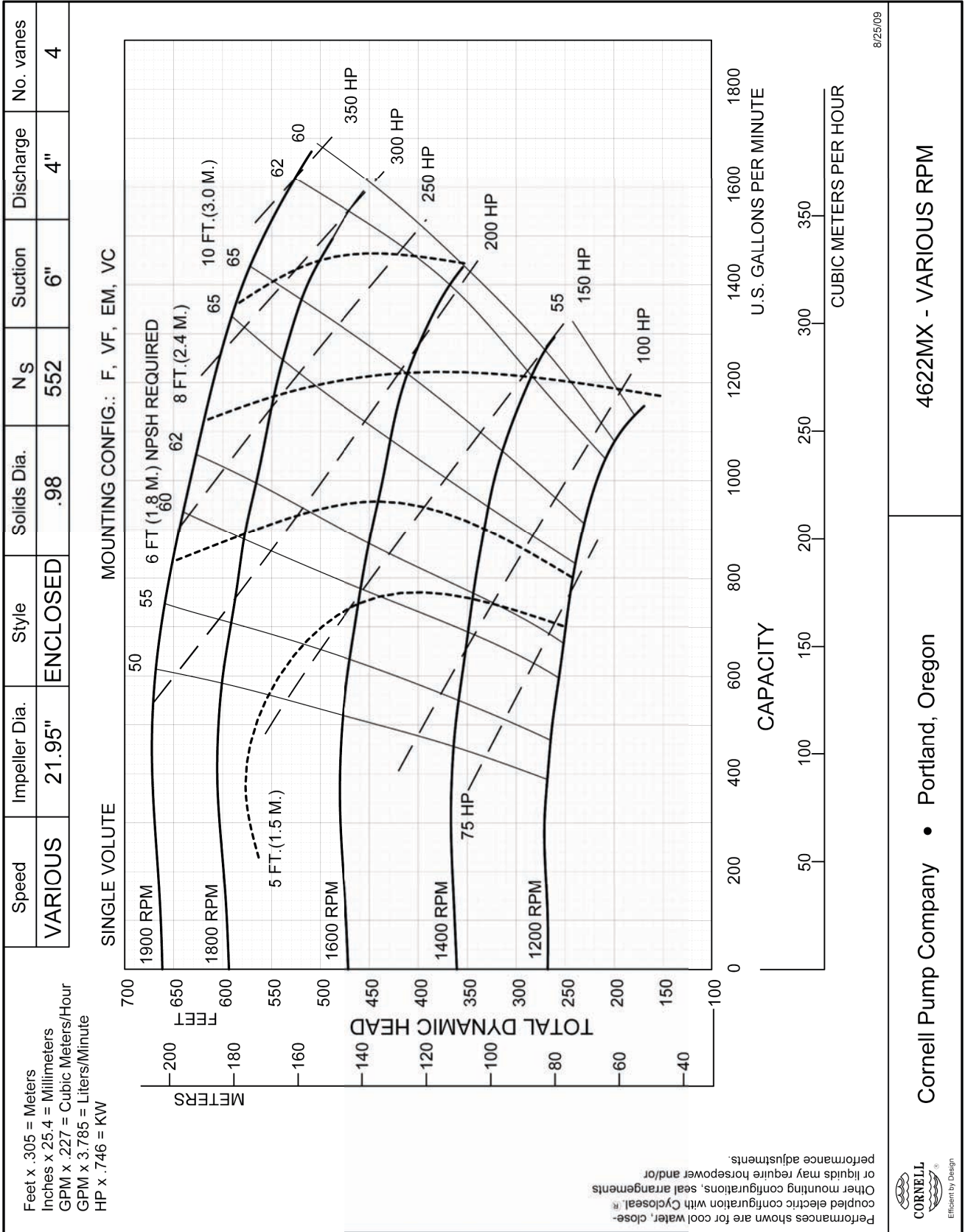
6822MX - VARIOUS

MX SERIES PUMPS

4622MX

SUPERSEDES 3/11/09

4622MXVA



Performances shown are for cool water, close-coupled electric configuration with Cyclo Seal. Other mounting configurations, seal arrangements or liquids may require horsepower and/or performance adjustments.

8/25/09

CORNELL
Efficient by Design

Cornell Pump Company • Portland, Oregon

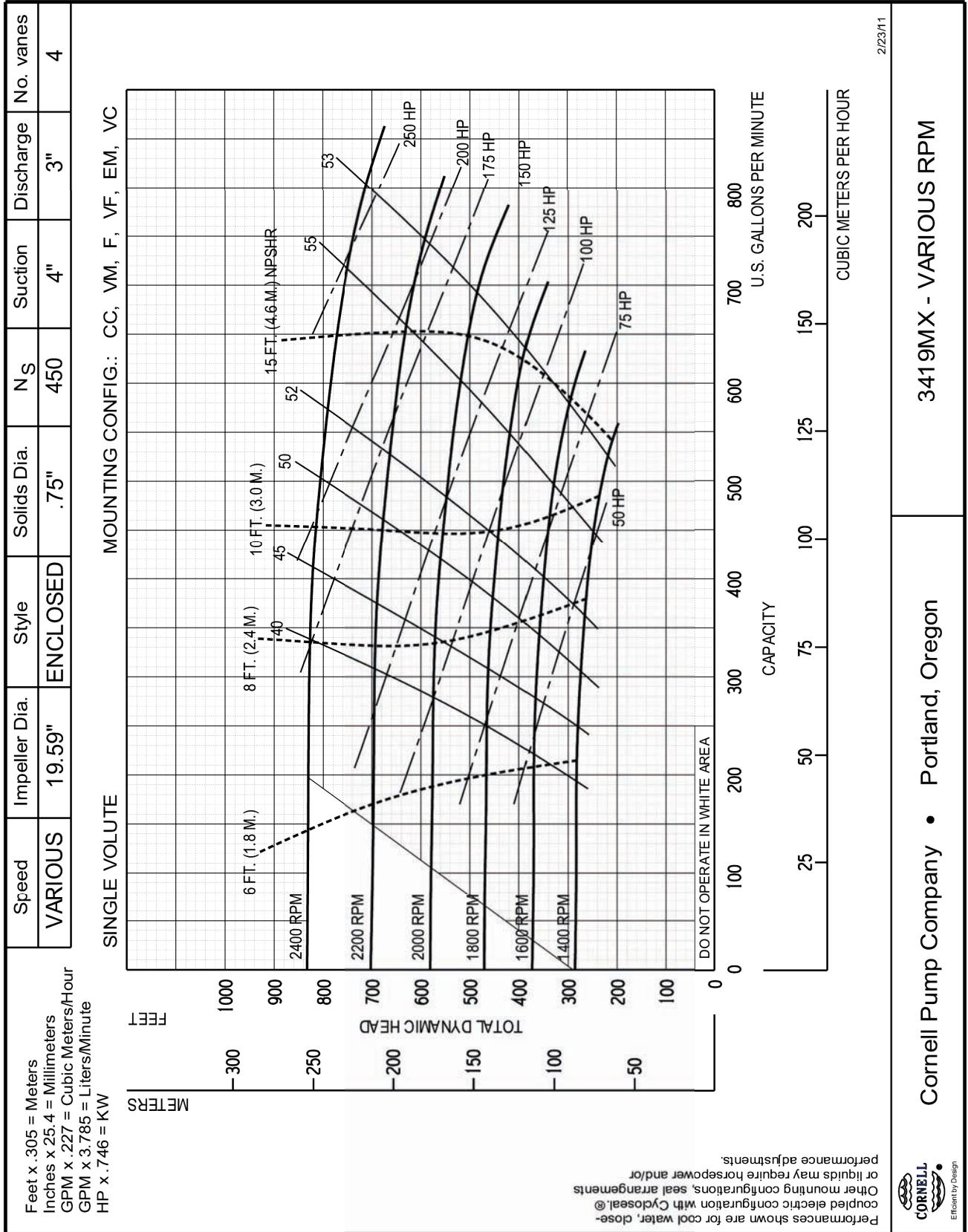
4622MX - VARIOUS RPM

MX SERIES PUMPS

3419MX

SUPERSEDES 6/03/09

3419MXVA



Cornell Pump Company • Portland, Oregon

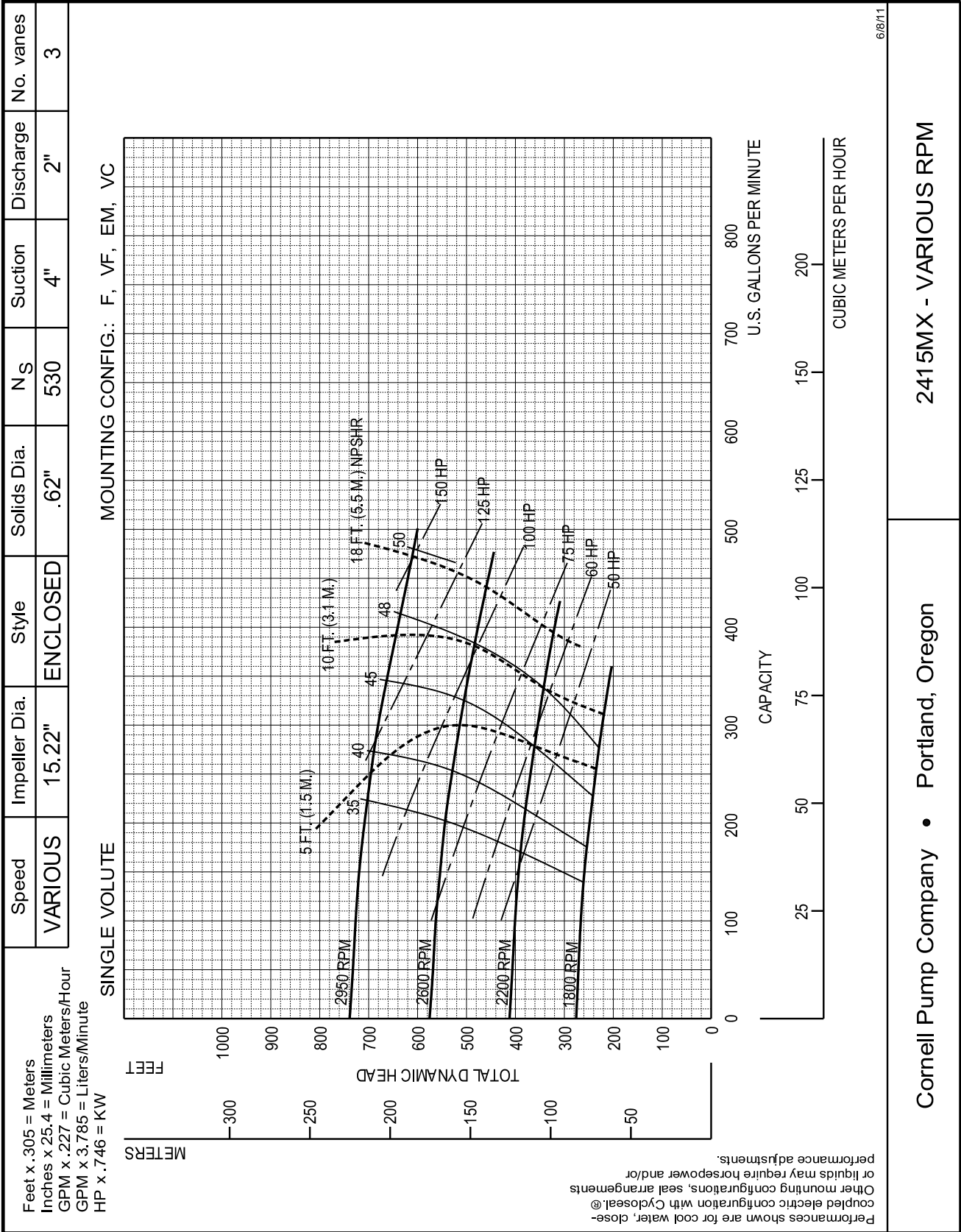
3419MX - VARIOUS RPM

MX SERIES PUMPS

2415MX

NEW PAGE

2415MXVA



Performances shown are for cool water, close-coupled electric configuration with Cyclo Seal. Other mounting configurations, seal arrangements or liquids may require horsepower and/or performance adjustments.

Cornell Pump Company • Portland, Oregon

2415MX - VARIOUS RPM



MARKET AND PRODUCT LINE




AGRICULTURAL



FOOD PROCESS




INDUSTRIAL




MINE DEWATERING



MUNICIPAL



REFRIGERATION



WATER TRANSFER



CHOPPER



CUTTER



EDGE™



HYDRAULIC SUBS



HYDRO TURBINE



IMMERSIBLE



MANURE



MP SERIES



MX SERIES



OIL & GAS



REDI-PRIME®



STX SERIES



SLURRY



SUBMERSIBLE

Cycloseal®, and Redi-Prime® are Registered Trademarks of Cornell Pump Company.

Cornell pumps and products are the subject of one or more of the following U.S. and Foreign patents: 3,207,485; 3,282,226; 3,295,456; 3,301,191; 3,630,637; 3,663,117; 3,743,437; 4,335,886; 4,523,900; 5,489,187; 5,591,001; 6,074,554; 6,036,434; 6,079,958; 6,309,169; 2,320,742; 96/8140; 319,837; 918,534; 1,224,969; 2,232,735; 701,979 and are the subject of pending U.S. and Foreign Patent Applications.



Cornell Pump Company
 16261 SE 130th Ave
 Clackamas, OR 97015
 P: (503) 653-0330
 F: (503) 653-0338



CORNELLPUMP.COM
 ©2013 CORNELL PUMP COMPANY